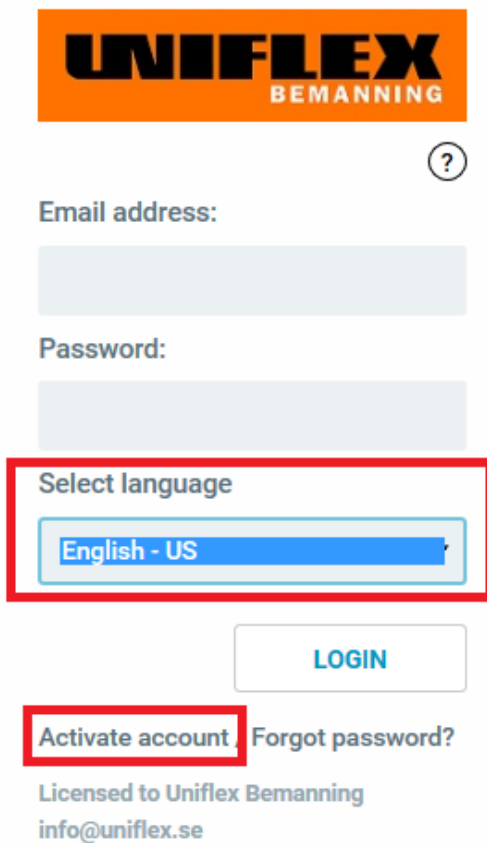


Create an account for Uniflex timetable

Fill in your email address, and select language. (English is default)

Then press **Activate account**



The form contains the following elements:

- UNIFLEX BEMANNING** logo at the top left.
- A help icon (question mark in a circle) to the right of the logo.
- Email address:** label above a text input field.
- Password:** label above a text input field.
- Select language** label above a dropdown menu showing **English - US**.
- LOGIN** button.
- Activate account** and **Forgot password?** links.
- Text: **Licensed to Uniflex Bemanning** and **info@uniflex.se**.

To activate account press **SUBMIT**



Activate account / Reset password
Enter your email and press OK.

Email address:

[Login to my account](#)

Licensed to Uniflex Bemanning
info@uniflex.se

Then you will receive an email with link. Activate your account by clicking on the link below.

https://uniflex-se.web.intelliplan.eu/login?username=jessica.lind%40uniflex.se&token=45b27fac-1d9a-494a-a262-5d4b5fcfe6cf&invitation=true&forgot_password=true

Create a password and the press **ACTIVATE**

Activate your account
Your password must contain at least 8 characters, 1 capital letter, 1 small letter and 1 numeric character.

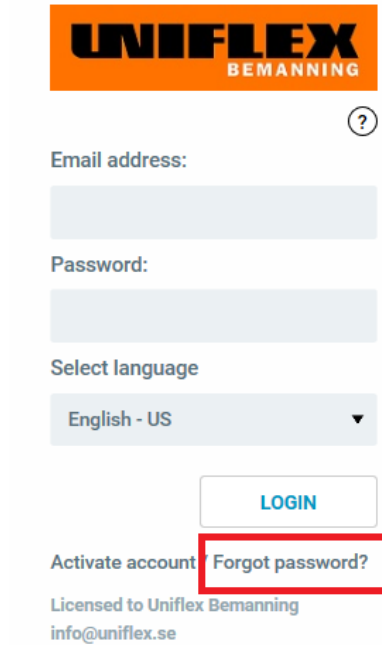
Enter a password

Repeat the password

Then log in with your email address and the password that you created.

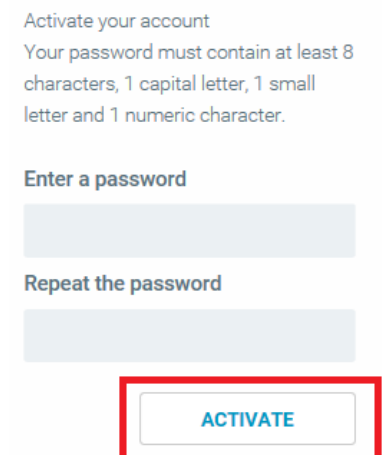
Forgot your password?

Press "Forgot password"



The image shows a login page for Uniflex Bemanning. At the top left is the Uniflex Bemanning logo. Below it is a search icon (magnifying glass). The form contains the following elements: an "Email address:" label followed by a text input field; a "Password:" label followed by a text input field; a "Select language" label followed by a dropdown menu currently showing "English - US"; a "LOGIN" button; and a row of links: "Activate account" and "Forgot password?". The "Forgot password?" link is highlighted with a red rectangular box. At the bottom, it says "Licensed to Uniflex Bemanning" and "info@uniflex.se".

You will receive an new email click on the link, and create a new password, and press **ACTIVATE**



The image shows an account activation page. It starts with the heading "Activate your account" and a paragraph: "Your password must contain at least 8 characters, 1 capital letter, 1 small letter and 1 numeric character." Below this are two labels: "Enter a password" and "Repeat the password", each followed by a text input field. At the bottom of the form is an "ACTIVATE" button, which is highlighted with a red rectangular box.

Then log in a usual with your email and your new password.